

Attachment 1 - Baltimore City Headline Indicator Data

BALTIMORE CITY HEADLINE DATA PRESENTATION

Headline Indicator Data

Connection to L_j measures

OOH data

AGENDA

- **Statewide Data Headline Indicators**
- **Safety data for Baltimore City In-Home**
- **Baltimore City Permanency Data**
- **Connecting selected LJ Measures to other data monitoring areas for Baltimore City**
- **Child & Family Services Review outcomes for the most recent review – Spring 2020 with LJ**

MARYLAND HEADLINE INDICATORS

Safety Headlines

- Absence of Maltreatment within 12 months from:
 - Investigative Response (IR) with maltreatment finding
 - Alternative Response (AR)
 - Family Preservation closure (FP)
 - Risk of Harm Assessment (SFC-I)
- Maltreatment in Out-of-Home

Permanency Headlines

- Entry Rate in to Out-of-Home
- Exits to Permanency in 12 months for:
 - Entries to OOH
 - Those in care 12-23 months at the beginning of the time period
 - Those in care 24+ months at the beginning of the time period
- Reentry within 12 months of exit to:
 - Reunification
 - Guardianship
 - Adoption

Well-Being Headlines

- Placement stability within the first 12 months in care
- Initial Health Assessment (5 workdays after entry)
- Comprehensive Assessment (60 days after entry)
- Annual Health Assessment
- Annual Dental Assessment
- Enrolled in school within 5 days entering

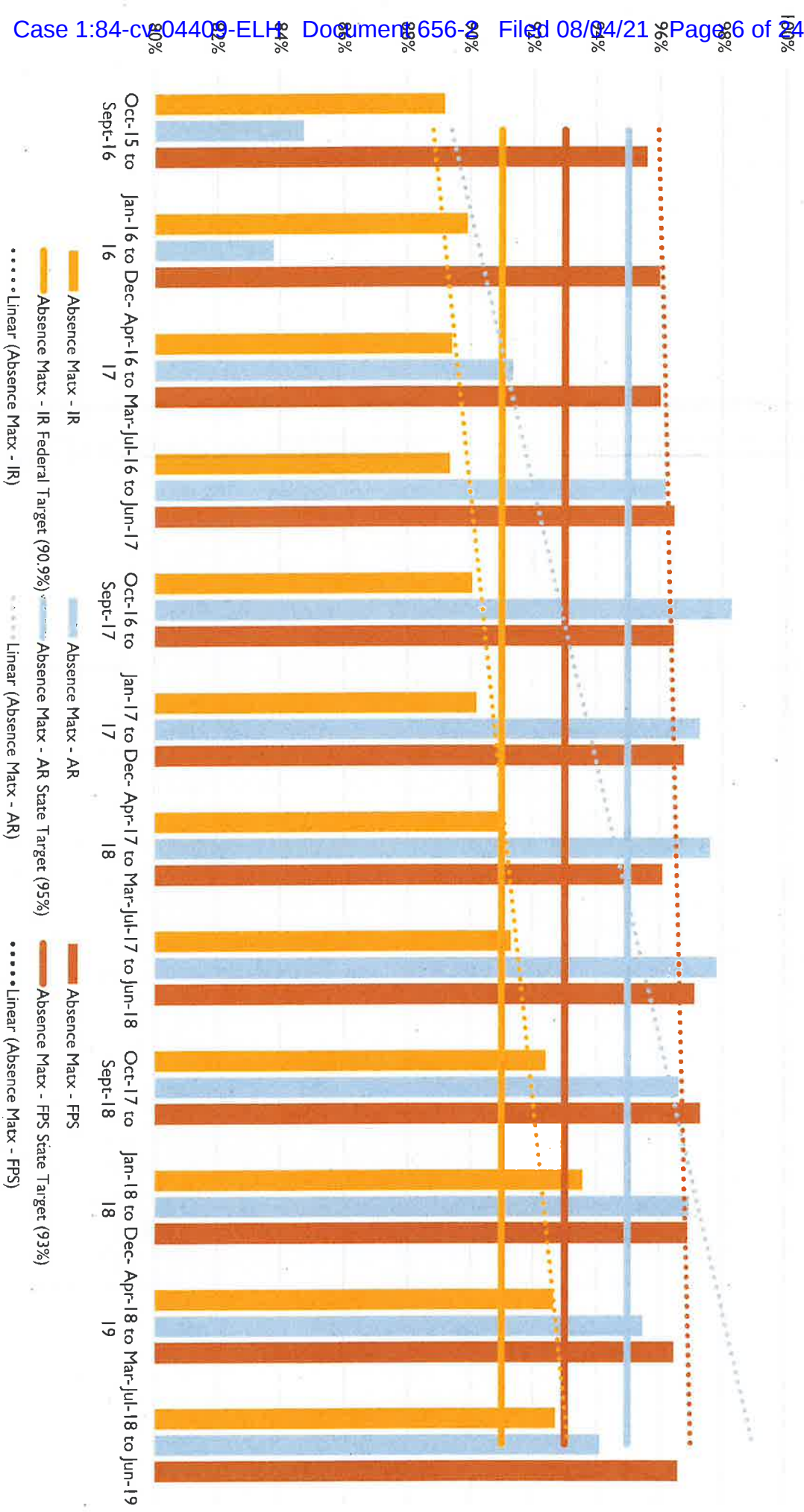
*Headline Indicators that align with CFSR Statewide Data indicators

**IN HOME SAFETY HEADLINE
INDICATORS**

ABSENCE OF MALTREATMENT HEADLINE INDICATORS

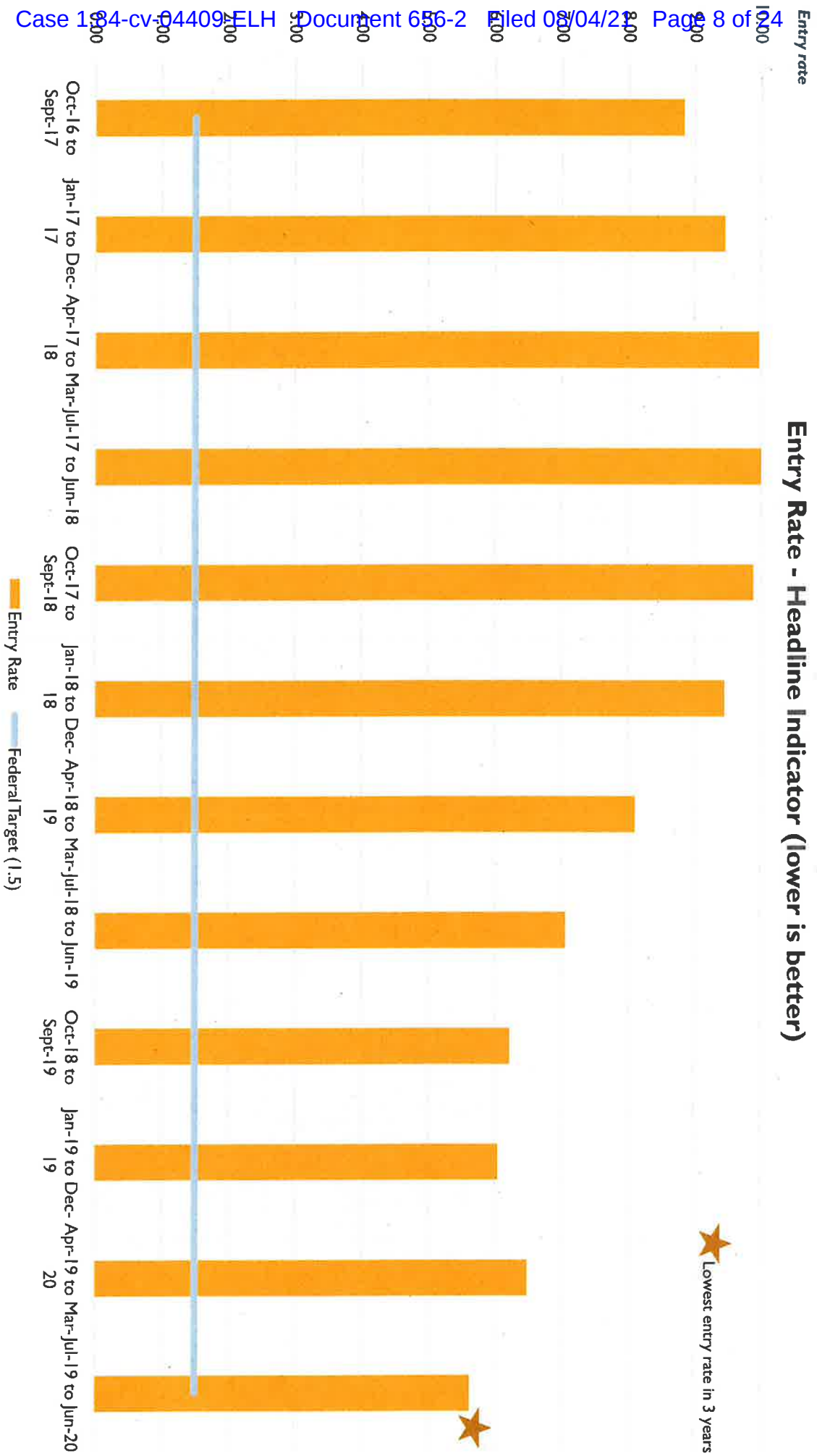
	Absence Matx - IR		Absence Matx - AR		Absence Matx - FPS	
	Denominator	Numerator	Denominator	Numerator	Denominator	Numerator
Oct-15 to Sept-16	1,719	1,533	406	344	2,227	2,129
Jan-16 to Dec-16	1,774	1,595	259	217	2,672	2,565
Apr-16 to Mar-17	1,775	1,587	162	148	3,097	2,974
Jul-16 to Jun-17	1,803	1,611	158	152	3,426	3,305
Oct-16 to Sept-17	1,731	1,559	232	228	3,349	3,230
Jan-17 to Dec-17	1,692	1,526	331	322	3,169	3,067
Apr-17 to Mar-18	1,679	1,526	377	368	2,922	2,808
Jul-17 to Jun-18	1,597	1,458	415	406	2,774	2,694
Oct-17 to Sept-18	1,566	1,447	385	372	2,739	2,665
Jan-18 to Dec-18	1,493	1,397	396	384	2,616	2,535
Apr-18 to Mar-19	1,386	1,284	621	593	2,716	2,620
Jul-18 to Jun-19	1,342	1,244	969	912	2,530	2,444

Absence of Recurrence of Maltreatment Headline Indicators (higher is better)



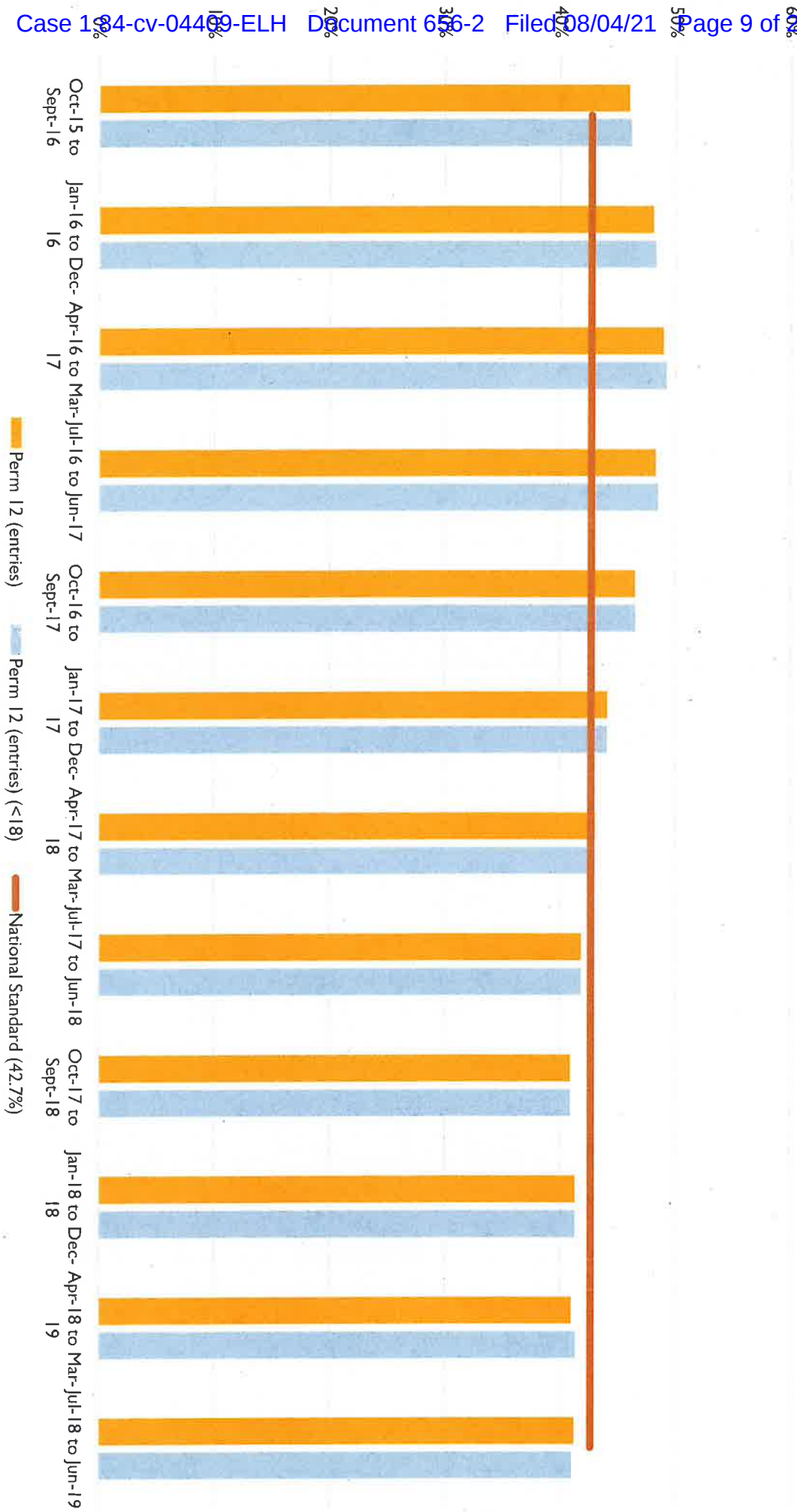
PERMANENCY DATA

Headline Indicator Outcomes for Baltimore City



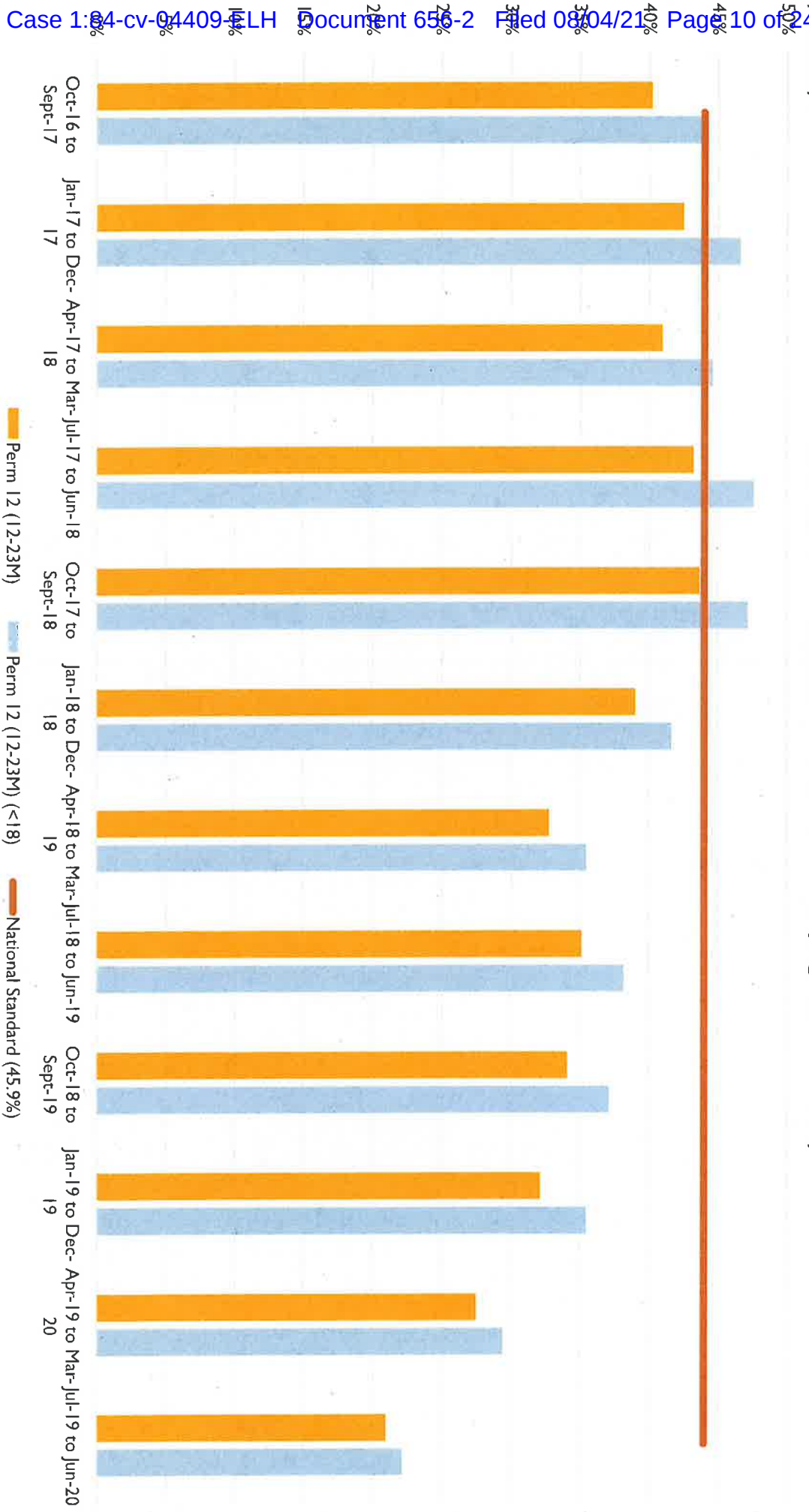
% achieving
permanency

Permanency in 12 months – entries (higher is better; monitor reentries)



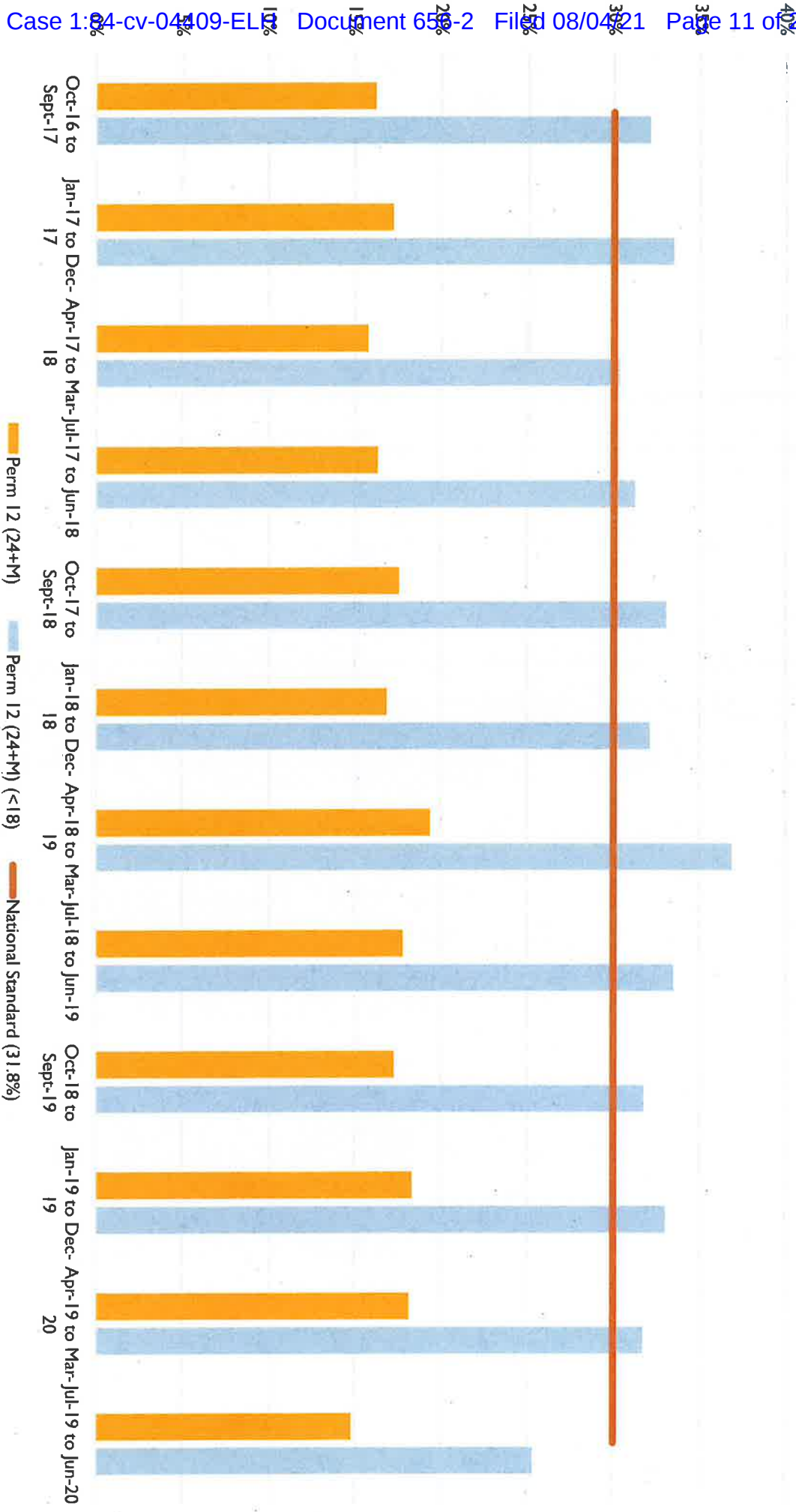
% achieving
Permanency

Permanency in 12 months - 12-23 months (higher is better)

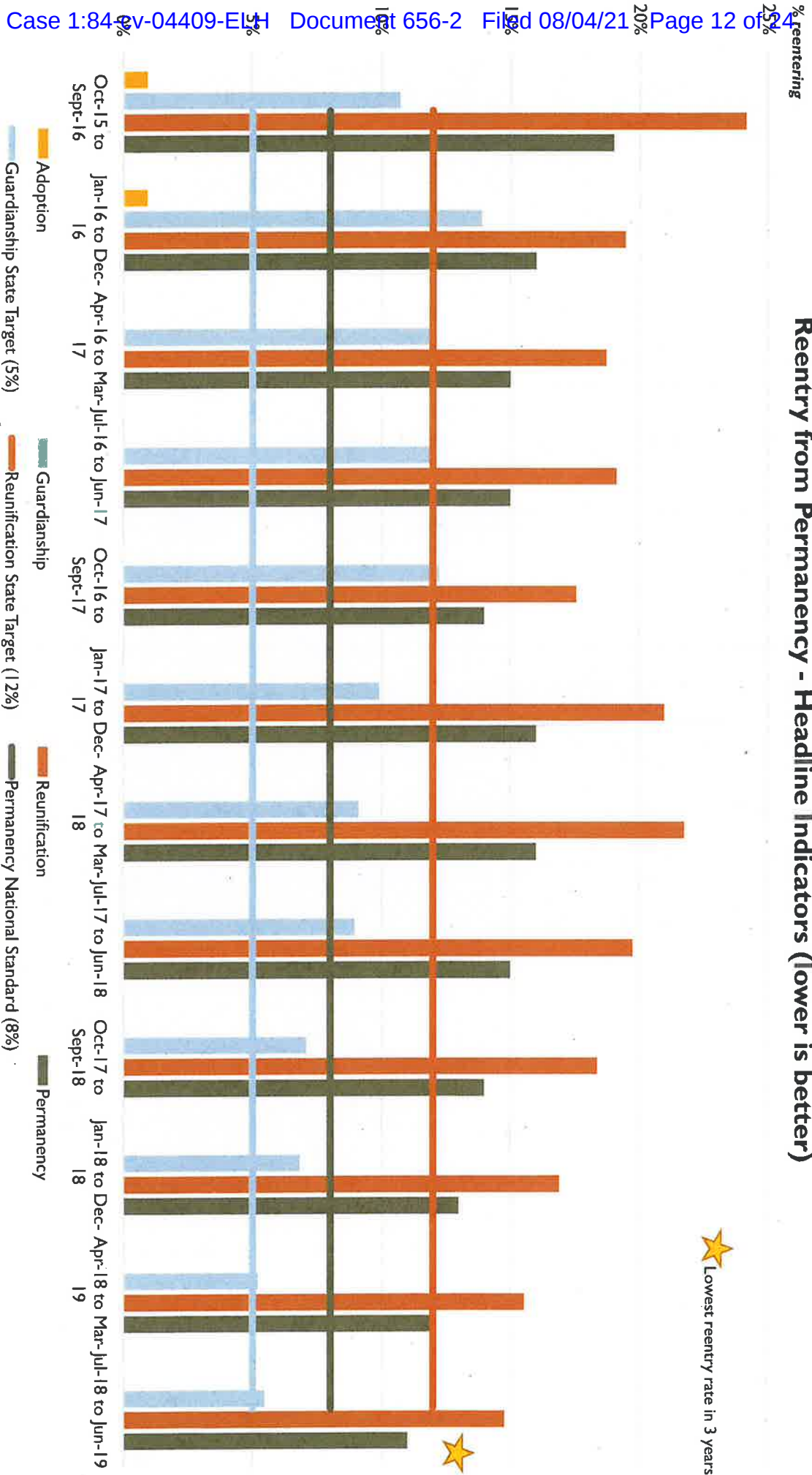


% achieving
Permanency

Permanency in 12 months - 24+ months (higher is better)



Reentry from Permanency - Headline Indicators (lower is better)



★ Lowest reentry rate in 3 years

CONNECTING DATA TO LJ MEASURES

Various monitoring mechanisms exist to look at the
different data areas of concern

CASE PLAN DATA FROM OOH MILESTONE REPORT (FINAL ONE PRIOR TO CJAMS MIGRATION)

Month Case Plan Due	Count cases due	Age in OOH	Total count	# w/transition plan	% missing transition plan
Jun	78	14	59	18	-69%
Jul	353	15	65	41	-37%
Aug	369	16	98	72	-27%
Sep	322	17	98	90	-8%
Oct	322	18	101	96	-5%
Nov	285	19	102	102	0%
Dec	142	20	120	120	0%
		21	24	24	0%
		OOH Total	667	563	-16%

measures:

- 90% children in OHP had case plan [CFSR] {OOH Milestone}
- 90% of children had case plan completed within 60 days of entry in to OHP and updated every 6 months {OOH Milestone}
- 90% of children 14 and over had a transition plan included in the child's case plan and timely received the services identified in the case plan {OOH Milestone}

PLACEMENTS AS OF JUNE 2020

	Living Situations	% in OOH
College	1	0.1%
Correctional Institution	12	0.6%
Father's Home	4	0.2%
Halfway House	1	0.1%
Inpatient Medical Care - Acute	4	0.2%
Inpatient Medical Care - Non-Acute	4	0.2%
Inpatient Psychiatric Care	3	0.2%
Mother and Father's Home	4	0.2%
Mother's Home	8	0.4%
Own Home/Apartment	36	1.9%
Placement	1,555	83.6%
Relative Home	135	7.3%
Respite Care	3	0.2%
Runaway	46*	2.5%
Secure Detention Facility	9	0.5%
SILA Own Home or Apartment	22	1.2%
Trial Visit Home	12	0.6%
Baltimore City OOH	1,859	100.0%

*Runaway – 26 are 18+

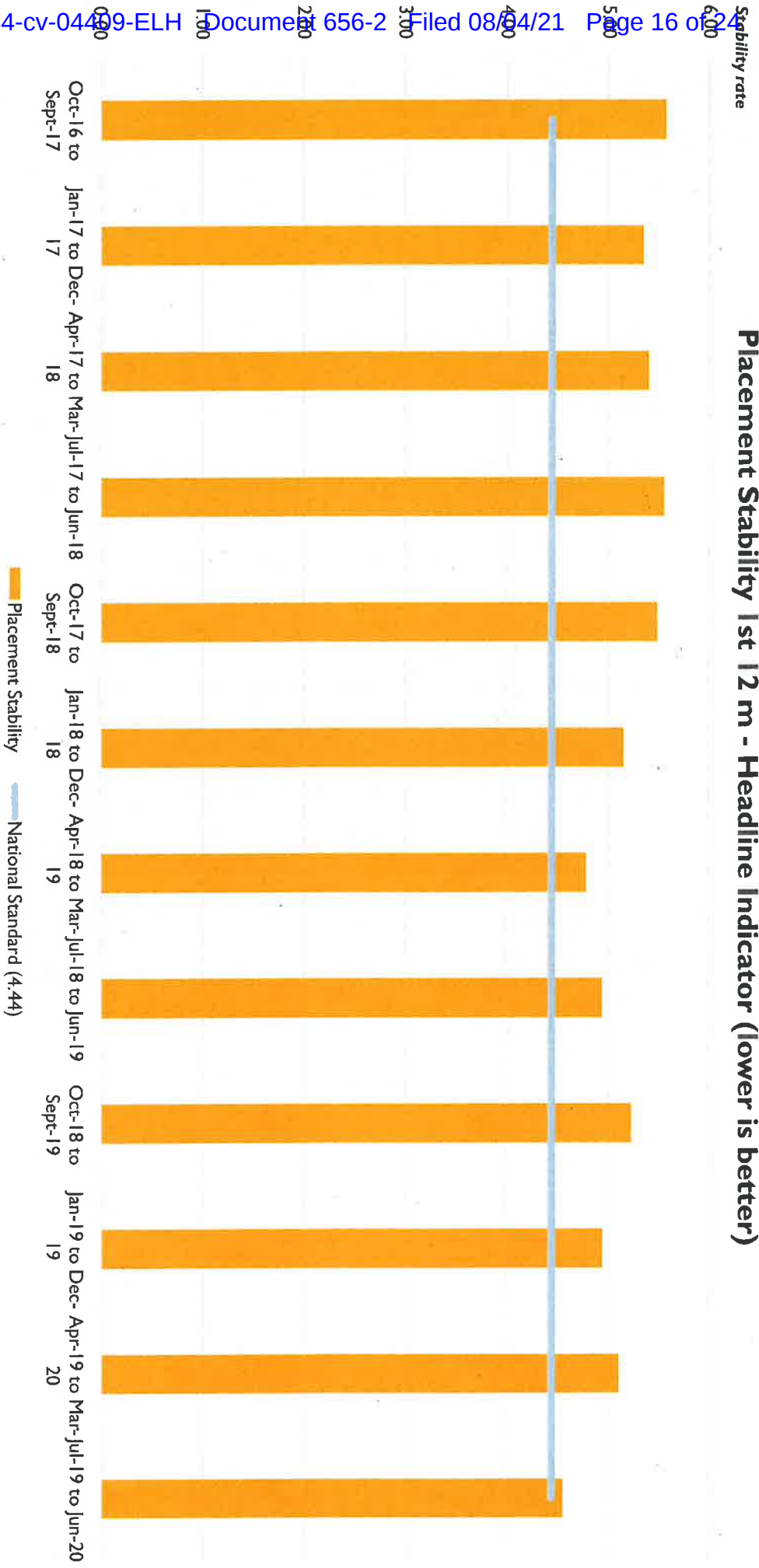
	Placements	% in OOH
Alternative Living Units	3	0.2%
Emergency Group Shelter Care	2	0.1%
Formal Kinship Care	273	17.6%
Independent Living Residential Program	80	5.1%
Intermediate Foster Care	25	1.6%
Pre-Finalized Adoptive Home	3	0.2%
Regular Foster Care	286	18.4%
Residential Group Homes	101	6.5%
Residential Treatment Centers	18	1.2%
Restricted (Relative) Foster Care	166	10.7%
Teen Mother Programs	26	1.7%
Treatment Foster Care (Private)	572	36.8%
Baltimore City Placements	1,555	100.0%

36% of placements are with family/relatives/own apartment

measures:

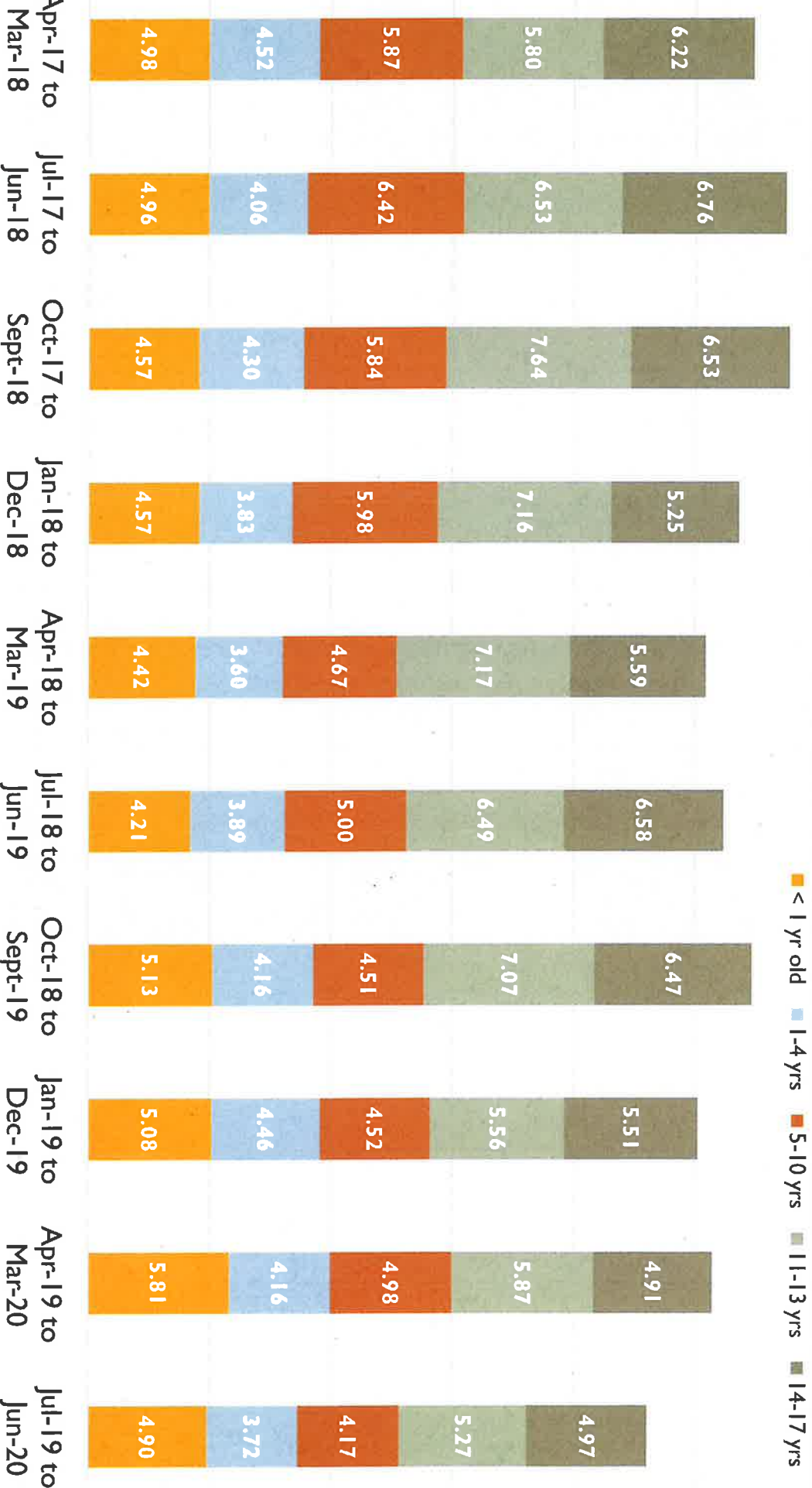
- Each child shall be placed in the least restrictive appropriate placement type for that child's needs
- Children under 13 shall not be placed in congregate care unless medically or therapeutically necessary & child is placed in program that has services specifically designed to meet that child's needs
- Continuum of placements assures that each child is placed in least restrictive placement

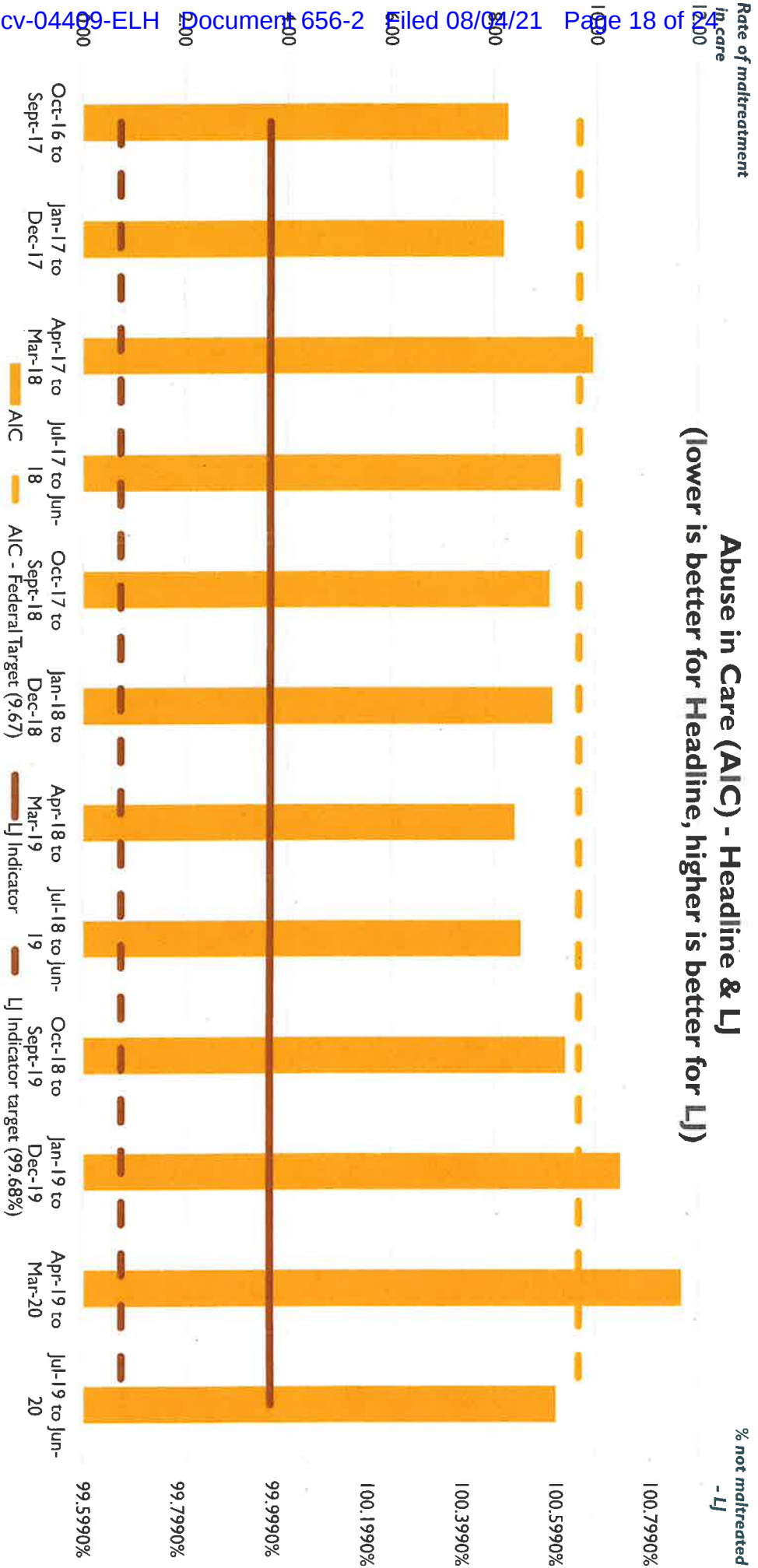
Placement Stability 1st 12 m - Headline Indicator (lower is better)



90% of children & caregivers received services necessary and sufficient to meet their needs and support stability in least restrictive placement [CFSR]

Placement stability - by age – National Standard 4.44

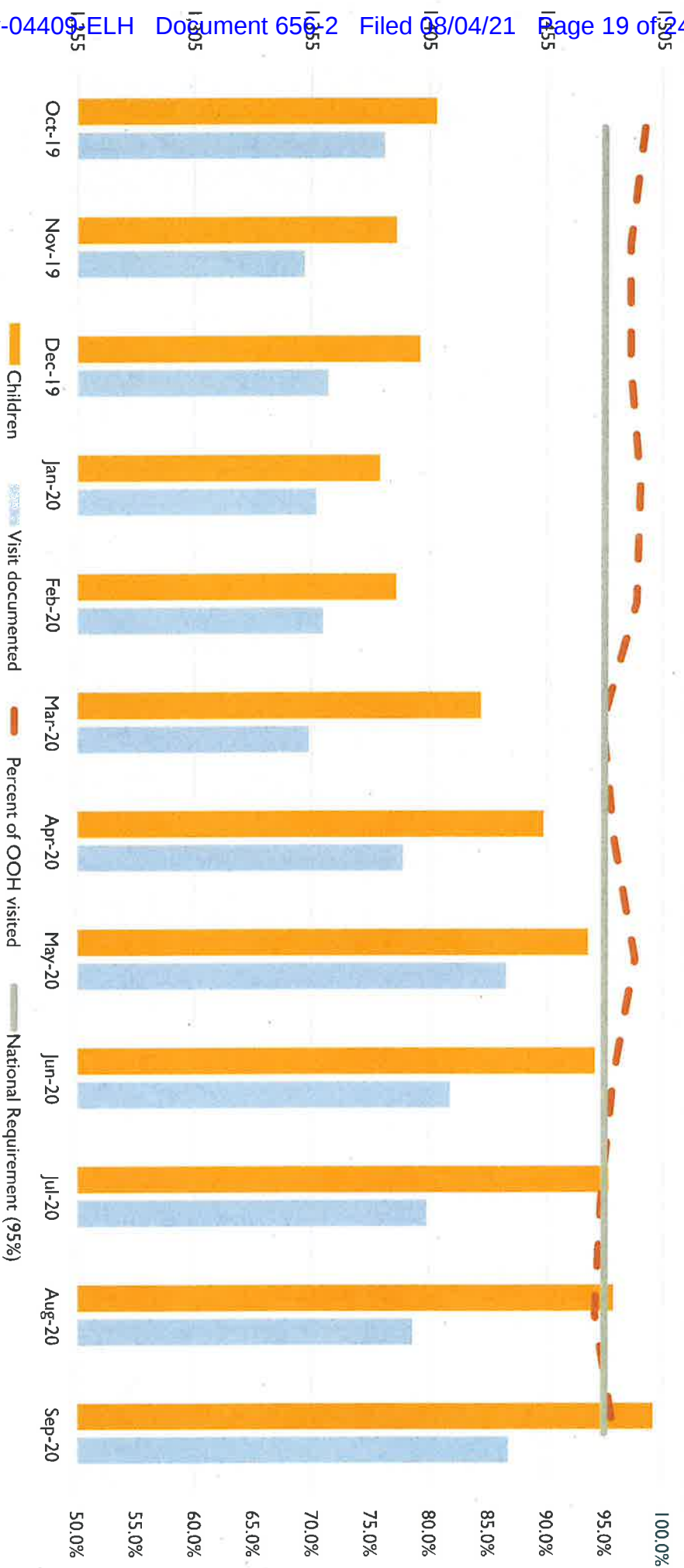




- **measure:**
 - 99.68% of children in OHP were not maltreated in their placements as defined by federal law (relative & non-relative foster parents, group home or residential facility staff) [**Headline Indicator**]

of children
in OOH

Caseworker Visitation in OOH (higher is better)



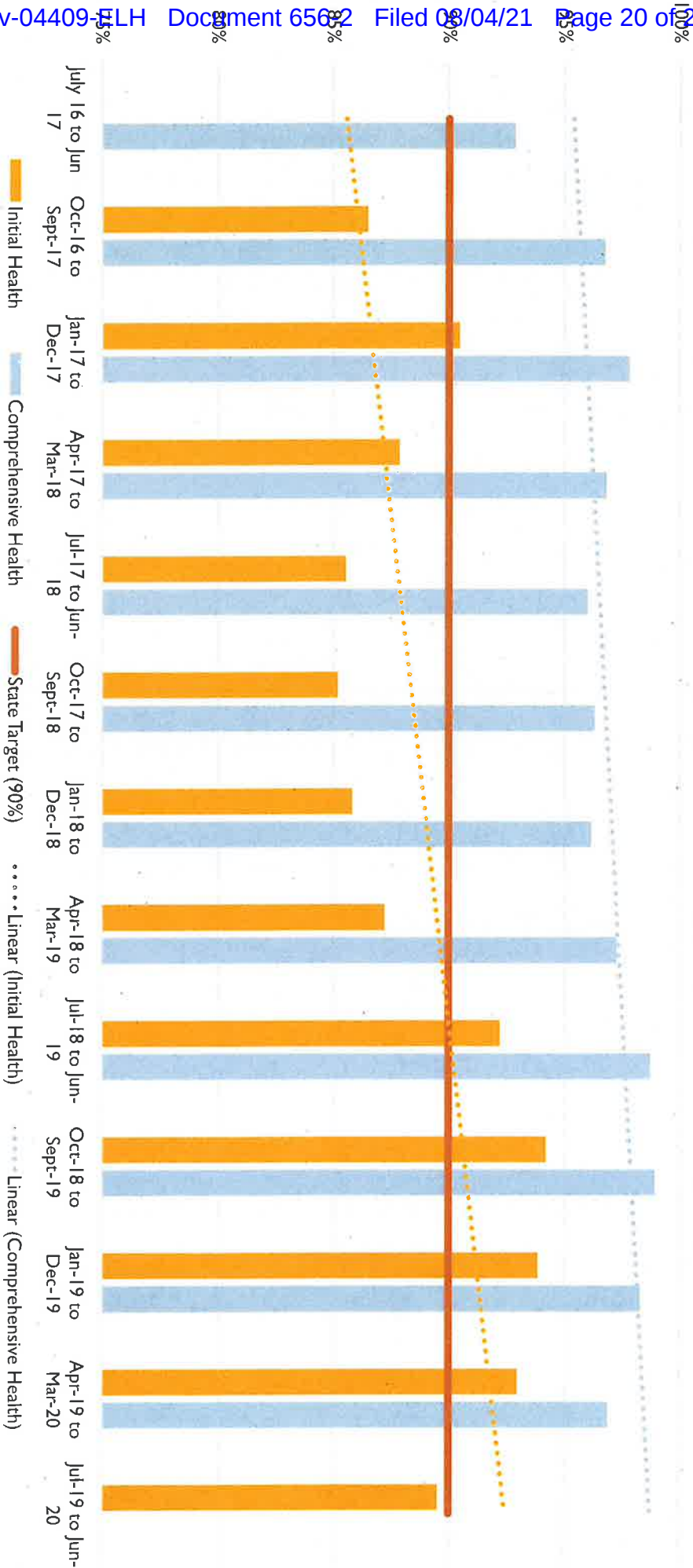
Legend:

- Children
 - Visit documented
 - Percent of OOH visited
 - National Requirement (95%)
- Measure:
- Each child in OHP shall be visited by child's assigned caseworker or designated substitute at least once every month in the child's placement [CFSR] [Headline Indicator]

% of visits
documented

% health assessments

Initial & Comprehensive Health Assessments - Headline Indicators (higher is better)



Legend:

Initial Health (Orange bar)

Comprehensive Health (Blue bar)

State Target (90%) (Red horizontal line)

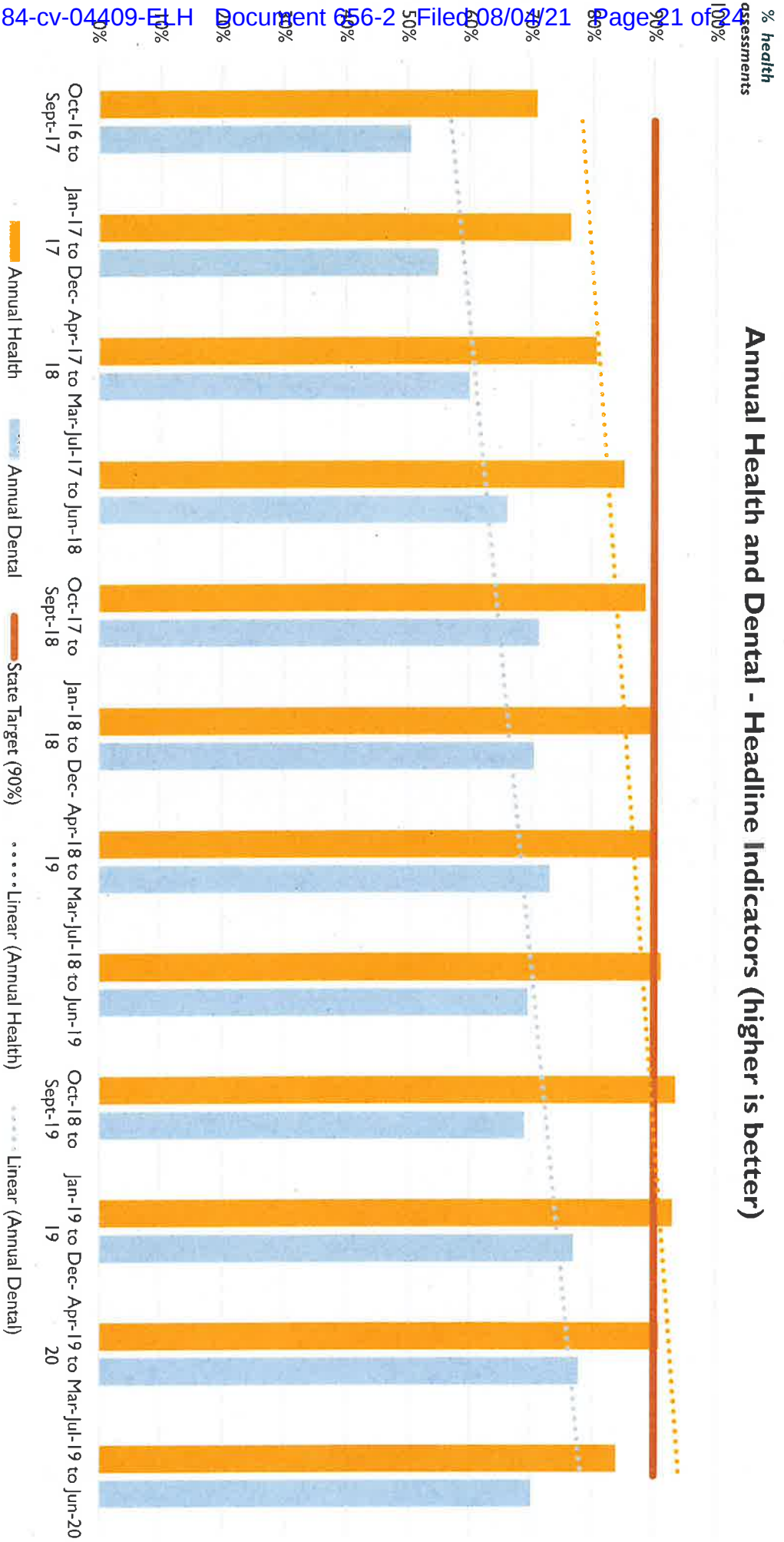
Linear (Initial Health) (Dotted line)

Linear (Comprehensive Health) (Dotted line)

Each child in OHP must receive initial health screen prior to placement but no later than 5 working days following placement [Headline Indicator] {OOH Milestone}

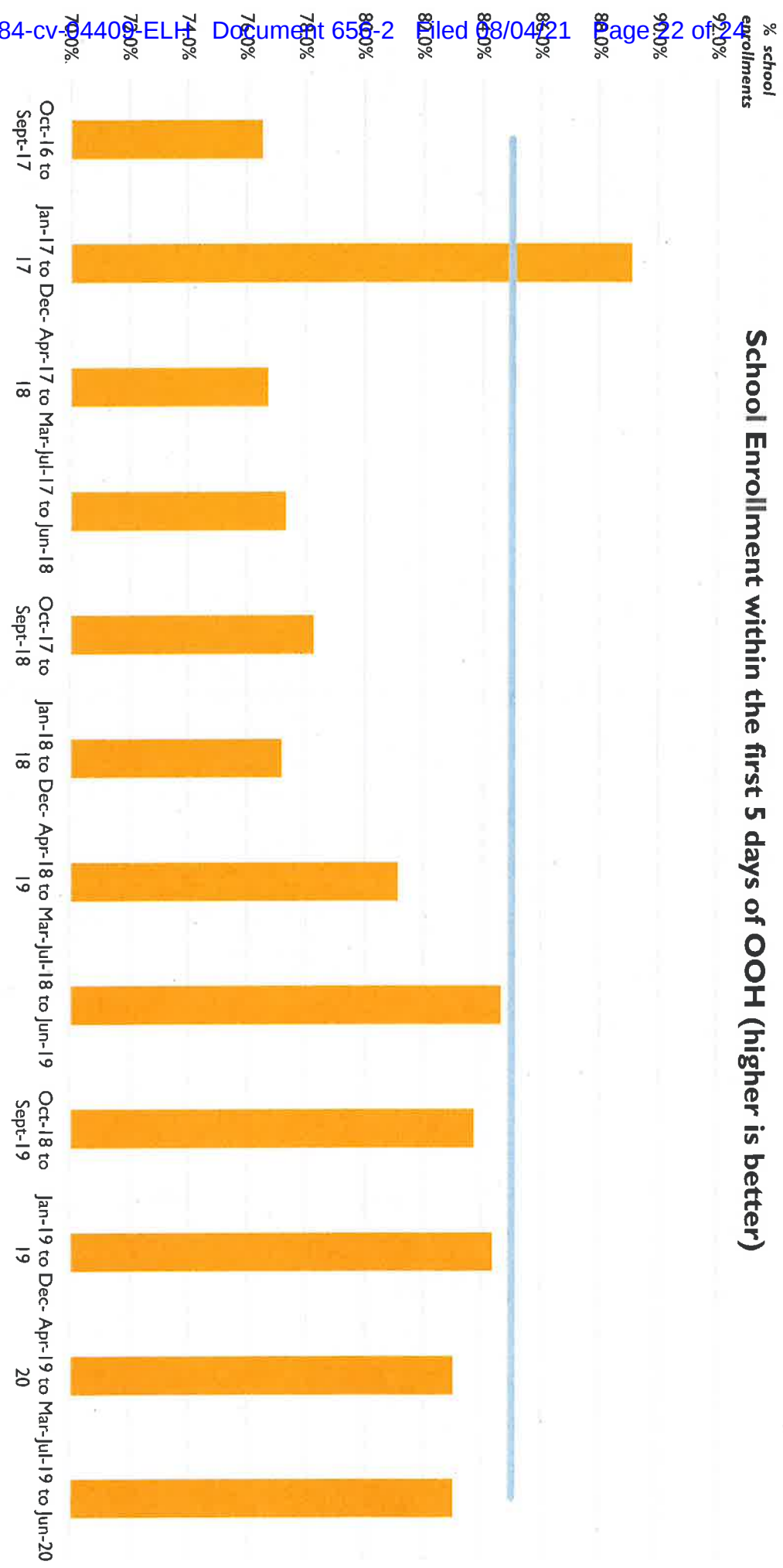
Each child in OHP must receive a comprehensive health assessment w/in 60 days of entry in to OHP [Headline Indicator] {OOH Milestone}

Annual Health and Dental - Headline Indicators (higher is better)



Each child in OHP must receive timely periodic EPSDT exams and all other appropriate preventive health assessments & examinations

School Enrollment within the first 5 days of OOH (higher is better)



measure: 90% of children enrolled and began attending school w/in 5 days of placement in OHP or change in placement [Headline Indicator – 85%]
 {OOH Milestone}

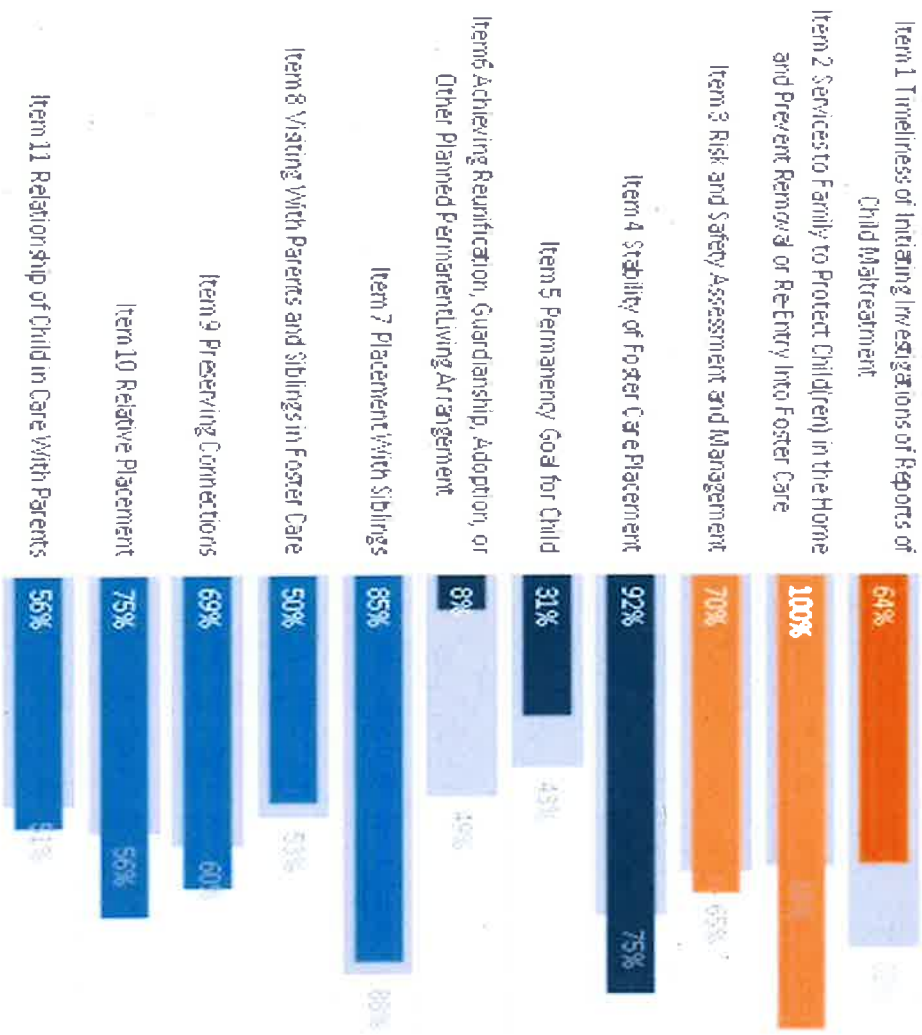
CFSR Results – Spring 2020

UJ Measures:

- Each child shall be placed in the least restrictive appropriate placement type for that child's needs
- Children under 13 shall not be placed in congregate care unless medically or therapeutically necessary & child is placed in program that has services specifically designed to meet that child's needs
- Continuum of placements assures that each child is placed in least restrictive placement
- 90% of children & caregivers received services necessary and sufficient to meet their needs and support stability in least restrictive placement [CFSR]

Baltimore City – colors

Maryland - gray



Copied from PDF provided to Baltimore City – first 11 Onsite Review Items

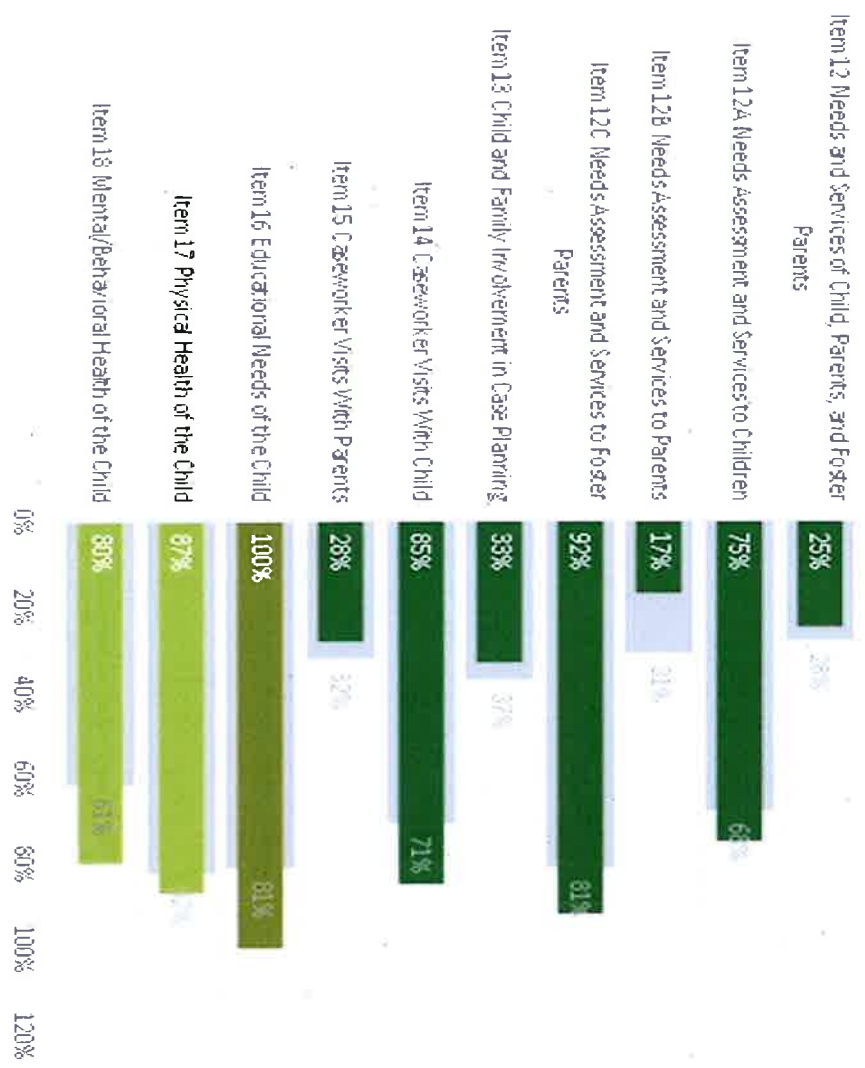
CFSR Results – Spring 2020

LJ Measures:

- Preserve Families
- Minimize LOS
- All Children have case plan that guides Permanency Plan [CFSR]
- Services Provided Consistent w/Comprehensive Plan to Prepare Youth in OHP for Independence [CFSR]
- 90% of children 12 and over participated in placement decisions [CFSR]
- Each child in OHP must receive timely periodic EPSDT exams and all other appropriate preventive health assessments & examinations
- Each child in OHP must receive all needed health services timely consistent with COMAR
- Each child in OHP enrolled in and began attending school immediately after entry in to OHP and after any change of placement
- Each child's case plan includes education plan for ensuring child's educational stability and progress while in foster care [CFSR]
- Each child in OHP shall receive all necessary special education services [CFSR]

Baltimore City – colors

Maryland - gray



Copied from PDF provided to Baltimore City – last 7 Onsite Review Items